

# Graphing and calculating unknown y values.

This resource was written by Derek Smith with the support of CASIO New Zealand. It may be freely distributed but remains the intellectual property of the author and CASIO.

Select GRAPH mode from the main menu by using the arrow keys to highlight the GRAPH icon or pressing 5.



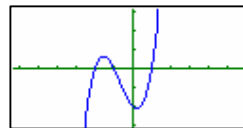
Finding the y-values, given an x value.

Make sure that the V-window is set up to see the graph efficiently

**Example 1:** For  $y = (x + 1)(x + 2)(x - 1)$  calculate y when  $x = -1$  and  $x = 0.5$

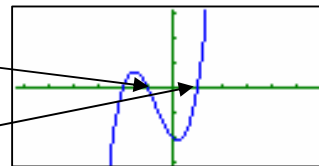


F6 or EXE  
to draw

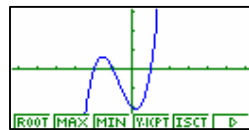


$x = -1$

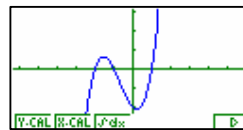
$x = 0.5$



A. Press **SHIFT** **F5** for **G-Solv** (helps find y values from graphs)

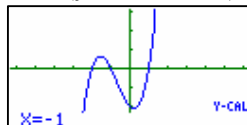


then **F6**

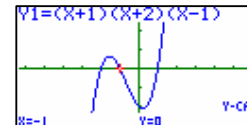


Then **F1** for **Y-CAL** (y calculation)

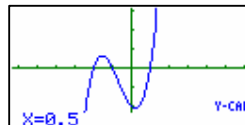
1. Type in -1 then



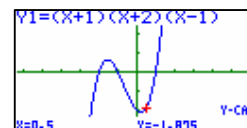
press **EXE**



Repeat from A. then  
2. type in 0.5 and



press **EXE**



For further tips, more helpful information and software support visit our website  
[www.monacocorp.co.nz/casio](http://www.monacocorp.co.nz/casio)