

# Higher order questioning - part 1?

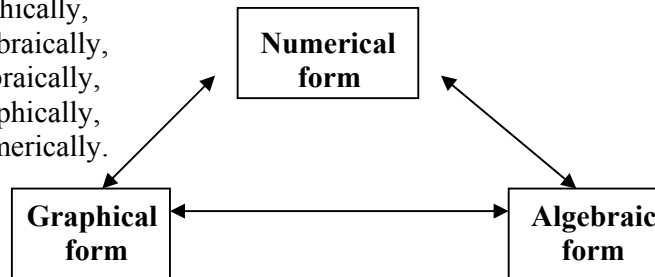
This resource was written by Derek Smith with the support of CASIO New Zealand. It may be freely distributed but remains the intellectual property of the author and CASIO.

Select TABLE mode from the main menu by using the arrow keys to highlight the TABLE icon or pressing 7.



This worksheet shows how the calculator can be used to:

- Do it numerically, view it graphically,
- Do it numerically, view it algebraically,
- Do it graphically, view it algebraically,
- Do it algebraically, view it graphically,
- Do it algebraically, view it numerically.



Placing the equations into the TABLE mode, a numerical analysis can be made.

**Example:** Find the value of n where  ${}^n C_3 = \frac{3}{18} {}^n C_5$

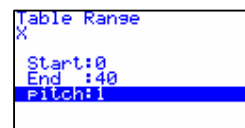
Remember:  ${}^n C_r$  and  ${}^n P_r$  can be found via **OPTN**, then **F4** (for **PROB**ability)

**Answer:** Enter in the 'Y1 space'  ${}^x C_3$   
 Enter in the 'Y2 space'  $\frac{5}{18} x {}^x C_5$

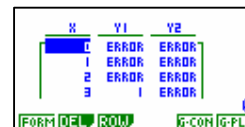


Press **EXE** to store each equation.

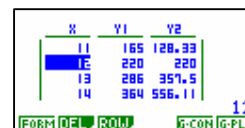
Enter into **RANGE**, **F5** to edit a starting value and a finishing value for x, then **EXIT**, when the adjustments are made.



Press **F6** to create the table of values for each equation.



Scroll down the table using the arrow until the Y1 and Y2 values are the same.



Therefore n = 12, in this instance.