

# SOLVING EQUATIONS ON THE G.C.

This resource was written by Derek Smith with the support of CASIO New Zealand. It may be freely distributed but remains the intellectual property of the author and CASIO.

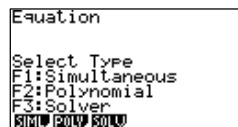
Select EQUA mode from the main menu by using the arrow keys to highlight the EQUA icon or pressing A.



N.B. Any algebraic or trigonometric equation can be solved in this area of the calculator **BUT** only one solution is found, hence multiple solutions to equations should be solved in the **GRAPHing** icon from the **MAIN MENU**.



Using the Solver in **EQUATION** mode:



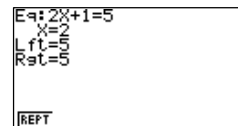
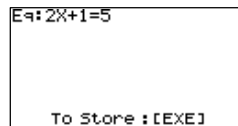
**F3** for SOLVer



Enter in the equation here.

## Example:

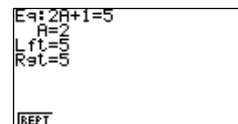
Solve  $2x + 1 = 5$



Press **EXE** to store and **F6** to solve the equation.

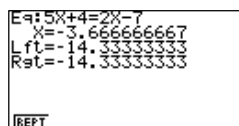
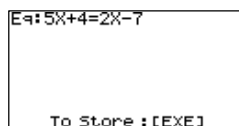
You are able to use any letter of the alphabet as the 'dummy' variable in the equation.

This example  $2A + 1 = 5$  is shown

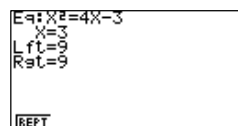
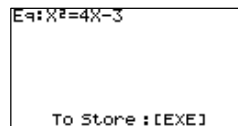


## Other examples:

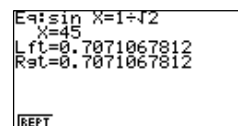
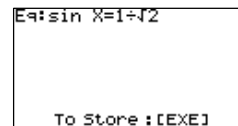
(a)  $5x + 4 = 2x - 7$



(b)  $x^2 = 4x - 3$



(c)  $\sin x = 1/\sqrt{2}$



For further tips, more helpful information and software support visit our website [www.monacocorp.co.nz/casio](http://www.monacocorp.co.nz/casio)